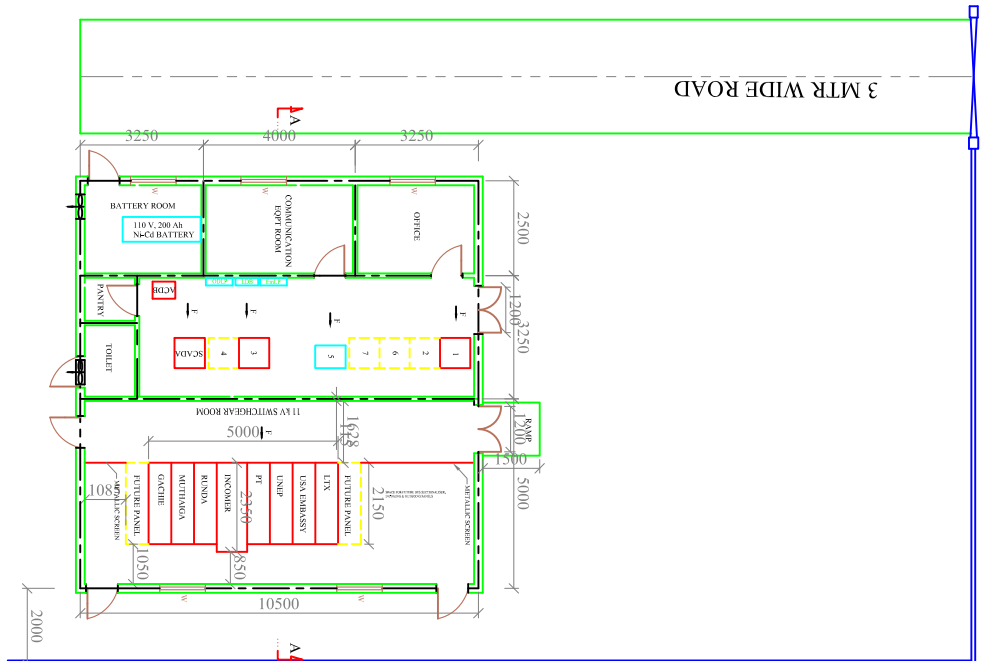
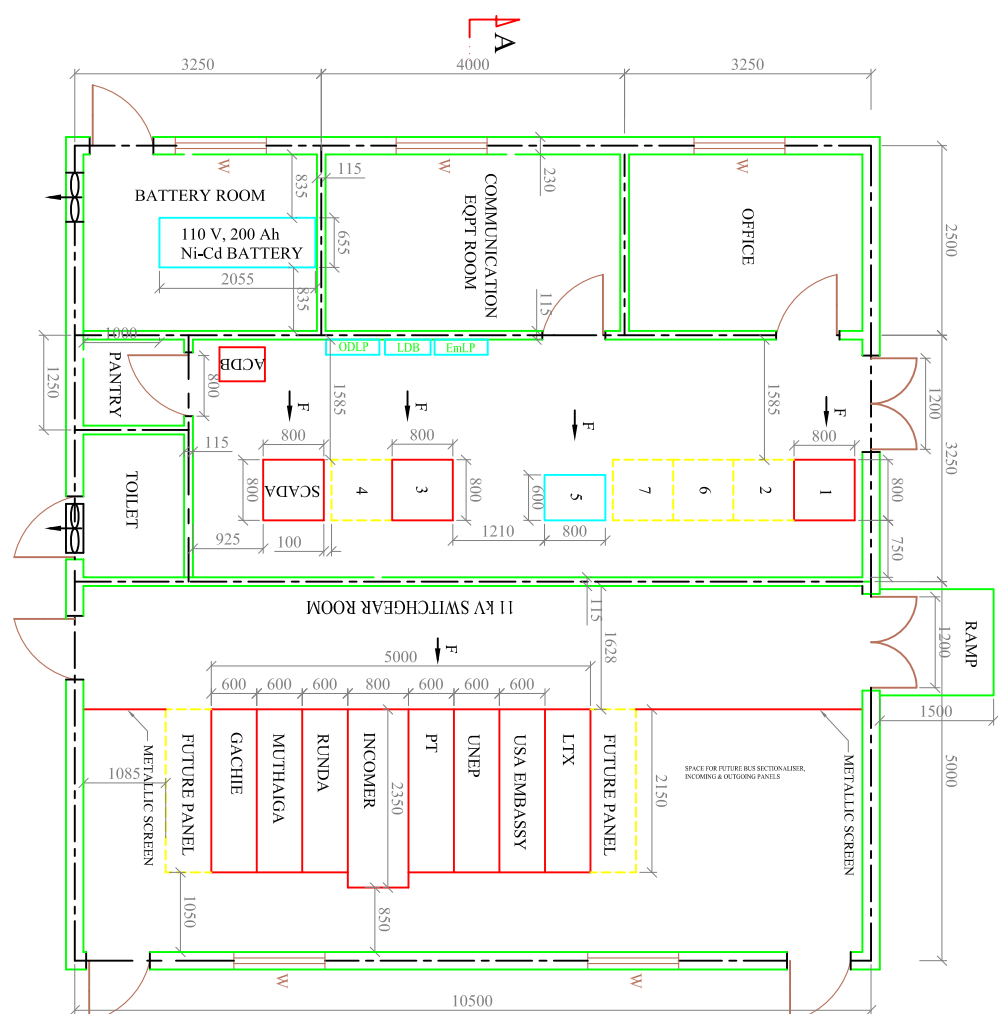


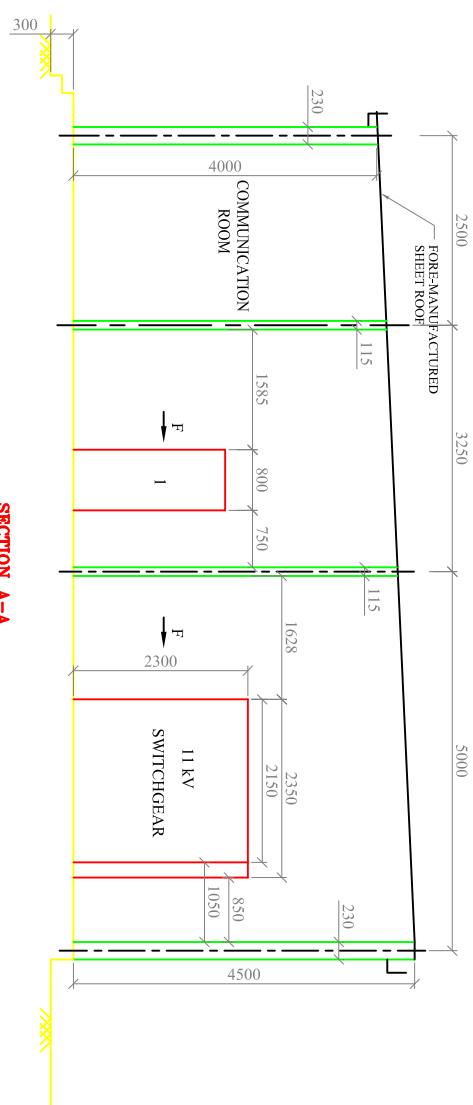
THE REPRODUCTION, TRANSMISSION OR USE OF THIS DOCUMENT OR ITS CONTENTS IS NOT PERMITTED WITHOUT EXPRESS WRITTEN AUTHORITY. OFFENDERS MAY BE LIABLE FOR DAMAGES.
ALL RIGHTS, INCLUDING RIGHTS CREATED BY PATENT, GRANT OR REGISTRATION OF A UTILITY MODEL OR DESIGN ARE RESERVED.



KEY LOCATION PLAN
(SCALE 1 : 100)



PLAN
(SCALE 1 : 50)



SECTION A-A
(SCALE 1 : 50)

- NOTES:**
1. DIMENSIONS OF ACDB ARE TENTATIVE. ACDB REQUIRES FRONT ACCESS ONLY.
 2. FOR INDOOR TRENCHES DETAILS, REFER INDOOR TRENCHES LAYOUT DRAWING.

DRG. NO. (3)-G71770-AF-N17 L 152 001
SWITCHYARD LAYOUT (PLAN)
REFERENCE DRAWING

- LEGEND FOR PANELS**
- 1- 23 MVA, 66/11 KV TRANSFO. #1 CONTROL & RELAY PANEL
 - 2- 23 MVA, 66/11 KV TRANSFO. #2 CONTROL & RELAY PANEL (FUTURE)
 - 3- 23 MVA, 66/11 KV TRANSFO. #1 REMOTE TAP CHANGER CURCULE
 - 4- 23 MVA, 66/11 KV TRANSFO. #2 REMOTE TAP CHANGER CURCULE (FUTURE)
 - 5- 110 V BATTERY CHARGER + DCDB
 - 6- 66 KV INCOMING LINE #1 CONTROL & RELAY PANEL (FUTURE)
 - 7- 66 KV INCOMING LINE #2 CONTROL & RELAY PANEL (FUTURE)

LDB - CONTROL ROOM LIGHTING DISTRIBUTION BOARD
ODLP - OUTDOOR LIGHTING PANEL
EmLP - EMERGENCY LIGHTING PANEL

APPROVED
Norconsult AS

CLIENT : KENYA POWER AND LIGHTING CO. LTD.

CONSULTANT : NORCONSULT

CONTRACTOR : SIEMENS LTD., MUMBAI

PROJECT : SUPPLY AND INSTALLATION OF SUBSTATIONS, TRANSFORMERS LINES AND CABLES (IDA FINANCED COMPONENT) CONTRACT

SUBSTATION : GIGIRI

EQUIPMENT/MATERIAL : N. A.

REVISIONS/NOCONSULT'S COMMENT/NOCONSULT'S REVISION/NOCONSULT'S COMMENTS

NO.	DESCRIPTION	DATE	BY	SCALE	TOTAL SH	SH REV
1	Original Issue	27.06.09	PSL	1:100	1	1
2	DRAWING NO. :	(3)-G71770-AF-N17 L 152 001 1 : 100	PSL	1:100	1	2